





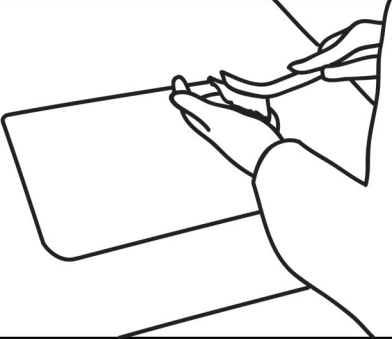
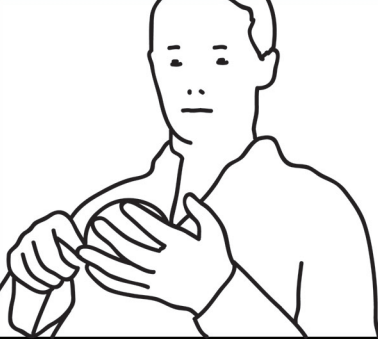
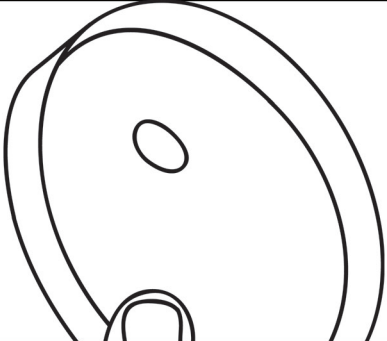

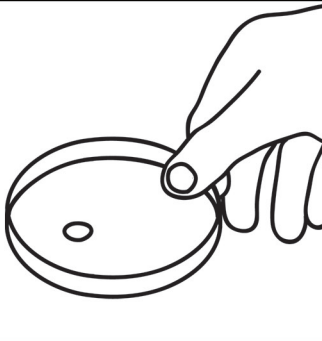





Project Title : Alexander Fleming's Laboratory - page 1

1 MCU Fleming side shot	2 LS Fleming at sink	3 CU briefcase on desk	4 WS Laboratory
			
<p>Fleming is preparing to leave for a holiday. He starts to tidy things up.</p>	<p>He decides not to clear up properly and simply puts all the used implements into the sink. He then removes his overalls.</p>	<p>Fleming picks up the briefcase and exits the laboratory. FADE TO BLACK.</p>	<p>FADE UP. Fleming enters, placing his briefcase down and putting on his laboratory overall.</p>
5 CU Sink	6 MCU Fleming Low-Angle	7 MCU Sink	8 MCU Fleming Low-Angle
			
<p>The sink is as it was left before Fleming's holiday.</p>	<p>Fleming buttons his laboratory coat, and looks unhappy as sets about clearing up.</p>	<p>Fleming starts to clean the laboratory equipment in the sink.</p>	<p>Fleming looks startled as he makes a discovery in one of the petrie dishes.</p>

Project Title : Alexander Fleming's Laboratory - page 2

9 BCU Petrie Dish	10 CU Fleming's face	11 MS Work surface	12 CU Fleming's face
			
<p>The dish is lowly lifted to reveal a bacterial culture growing on the dish.</p>	<p>Fleming takes a moment to consider the significance of what he sees.</p>	<p>The petrie dish is picked up - hurriedly</p>	<p>Having picked up the petrie dish, he turns away quickly.</p>
13 WS Another part of the laboratory.	14 CU Petrie dish (POV)		
			
<p>One of Fleming's colleagues is seated, working. Fleming enters impatiently, thrusting the petrie dish in her hand. Looks of surprise all round.</p>	<p>Assuming the point of view of Fleming's colleague, the dish is held in order for her to examine it more closely. FREEZE. FADE TO BLACK.</p>		